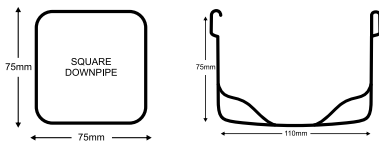


Guarantee on Gutter Systems  
**10**  
Year



## STREAMLINE DOUBLE-FLO®

The Marley Streamline Double-Flo® System offers a clean, uncluttered, square profiled gutterline with concealed brackets. The complete system is manufactured from a light weight unplasticised polyvinyl chloride (uPVC), making it durable and long lasting.

The Marley Streamline Double-Flo® System carries a 10-year warranty, provided installations conform to Marley's instructions.

1.	Gutter	SGH510 (3m) SGH515 (4,5m) SGH520 (6m)
2.	Gutter Angle	SA504
3.	Fascia Bracket	SK501
4.	Gutter Outlet	SO503
5.	Stopend	SE501
6.	Bend-Shoe	SNE300
7.	Downpipe Clip	SC302
8.	Downpipe 3m	SPH310
9.	Downpipe Socket	SPS200
10.	Union Clip	SU50

## FASCIA & BARGE

**Fascia Boards**

FBOARD3P - 3m Fascia Board  
225mm - White  
FBOARD4P - 4m Fascia Board  
225mm - White  
FBOARD6P - 6m Fascia Board  
225mm - White



**Barge Boards**

BBOARD3P - 3m Barge Board  
225mm x 75mm - White  
BBOARD4P - 4m Barge Board  
225mm x 75mm - White  
BBOARD6P - 6m Barge Board  
225mm x 75mm - White




**Fascia Accessories**

FBCON - Fascia Connector/Joiner  
FBENCL - End Caps/Stopends Left  
FBENCR - End Caps/Stopends Right



**Barge Accessories**

BBCON - Barge Connector/Joiner
















11

# Streamline Double-Flo®

STREAMLINE DOUBLE-FLO®

<p><b>Streamline Double-Flo® Downpipe</b></p> <p>SPH310</p> 	<p><b>Streamline Double-Flo® Gutter</b></p> <p>SGH510 - 3m Gutter Length SGH515 - 4.5m Gutter Length SGH520 - 6m Gutter Length</p> 	<p><b>Streamline Double-Flo® Stopend</b></p> <p>SE501</p> 	<p><b>Streamline Double-Flo® Gutter Angle</b></p> <p>SA504</p> 	<p><b>Streamline Double-Flo® Fascia Bracket</b></p> <p>SK501</p> 
<p><b>Streamline Double-Flo® Union Clip</b></p> <p>SU50</p> 	<p><b>Streamline Double-Flo® Gutter Outlet</b></p> <p>SO503</p> 	<p><b>Streamline Double-Flo® Square Downpipe Clip</b></p> <p>SC302</p> 	<p><b>Streamline Double-Flo® Square Downpipe Socket</b></p> <p>SPS300</p> 	<p><b>Streamline Double-Flo® Square Downpipe Bend / Shoe</b></p> <p>SNE300</p> 
<p><b>Streamline Double-Flo® Downpipe Adaptor</b></p> <p>DO500</p> 	<p><b>Streamline Double-Flo® Rainwater Head</b></p> <p>DRH1 Rainwater Head 300 x 200 x 200 x 80 DRH2 Rainwater Head 300 x 200 x 200 x 110</p> 